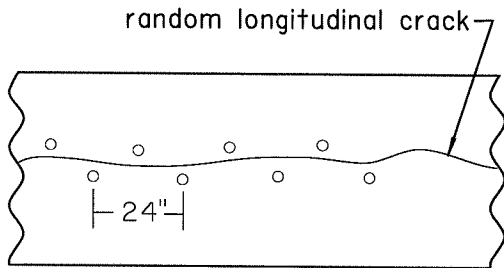


SECTION VIEW




PLAN VIEW

DIMENSIONS


SLAB THICKNESS (T)	DEPTH OF HOLE (D)	LENGTH OF BAR	DISTANCE FROM ℄ (d)
8"	12"	10.5"	5.5"
9"	14"	12.5"	6.5"
10"	16"	14.5"	7"
11"	18"	16.5"	8"
12"	19"	17.5"	8.5"
13"	21"	19.5"	9"
14"	23"	21.5"	10"

NOTES:

- Holes shall be drilled perpendicular to the crack on 24" centers on alternating sides of the crack. If the crack lies near a longitudinal joint and the adjacent travel lane must be closed in order to drill 3 or fewer holes, holes may be drilled on the same side @ 12" intervals instead of alternating sides (To allow improved traffic control).
- Diameter of hole for cross stitching bar shall be $\frac{7}{8}$ ". Diameter of deformed reinforcing steel bar shall be $\frac{3}{4}$ ".
- After cleaning & drying, holes shall be filled with an approved epoxy resin system and then rebar shall be inserted. The color of the epoxy shall approximate that of the concrete.
- Longitudinal crack shall be routed and sealed after cross stitching is complete, in accordance with subsection 602.06 of the Standard Specifications. Hot poured sealant shall conform to subsection 1005.02(a) of the Standard Specs.
- All work on this detail to be paid for under the NS item labeled: Cross-stitching random longitudinal cracks.
- Cross Stitching of random longitudinal cracks is to be used for cracks in existing pavement, not new pavement.
- Detail not to scale.



Benjamin C. Thomas
9-6-16



**CROSS STITCHING
RANDOM LONGITUDINAL CRACKS**
CPR-25



NO.	DATE	REVISION OR CHANGE ORDER DESCRIPTION	BY

DESIGNED	BCT	PARISH	
CHECKED		CONTROL SECTION	
DETAILED	TDL	STATE PROJECT	
CHECKED	BCT		
SERIES NUMBER	08-25-16 1 OF 1		

SHEET NUMBER